

GENERAL FEATURES

- 24-bit high accuracy ADC sampling, lightning protection (4KV)
- Backlight big screen, 350° rotation angle
- 5 digit, 7 section high contrast LCD display:-19999 to 99999
- Suitable for 4-20 mA transmitters
- 2 alarm / switch outputs that can be adjusted according to max and min set values
- Also 4...20 mA analog signal output
- Accuracy: 0.1% F.S. +/- 1 digit
- More than 30 measurement units option adjustable from menu
- Plug in/out-DIN 43650 4 pin polarised
- Error message for high / low range
- IP55 protection class
- Easy configuration with 3 buttons
- 4-20 mA 2-wire loop power
- Reverse polarity and lightning protection (4KV)
- Voltage drop max. 8 V
- Display of differential pressure in differential pressure transmitters



Application

The EPD11 digital display is used to convert and display the 4-20mA signal taken from the transmitters to the desired measurement unit. The product has high accuracy, good stability, easy operate features. Designed to plug in / plug out of DIN43650 connected 2 wire transmitters. The product has high accuracy, stability and easy operation. It is a convenient way to add a display, and an alarm set point, to pressure or other transmitters. It has 5 digit clear LCD display and the device is programmed with 3 keys for scaling, decimal point and switch point. The display can be rotated in 90 degree steps and settings are maintained during power off conditions.

TECHNICAL SPECIFICATIONS

General Specifications

Applications	4-20 mA current value or percentage site display Up to 2 independent switch output
Input signal	4-20 mA (2-wire)
Power supply	4-20 mA 2-wire loop power supply, max pressure drop 8VDC
Output signal	4-20 mA 2-wire signal loop output for option
Site operation	3 buttons, all parameters can be modified at site

Display Specifications

Display	Double row 5bit/8bit, 7 section/16 section with backlight LCD display -19999 ~ 99999
Accuracy	0.1%F.S ±1 bit
ADC sampling	24 bits

Switch/Alarm Output Specifications

Output	Independent of 4-20 mA 2-wire circuits
Switch quantity	2 way PNP for option
Switch settings	0-100 % for option
Switch state	Normally open, normally closed for option
Switch function	High setting, low setting, window function, hysteresis function
Accuracy	0.1%F.S
State indicate	Red or Green LED display
Max. load	Continuous max load 120 mA
Delay time	0-255 ms for option
Hysteresis setting	0-5 % option

Error Warning

Standard Low alarm value 3,5mA, high alarm value 23 mA

Mechanical and Environmental Specifications

Material	ABS+PC
Rotation Angle	350°
Color	Black
Anti-Vibration	20g, 20-5000Hz
Anti-Shock	100g, 11 ms
Operating Temperature	-20°C...+70°C (5-85% RH humidity)

Electrical Specifications

Insulating property	500V/100 MΩ
Electrical protection	Short Circuit protection, reverse polarity protection
EMC	EN61326

Measuring Units

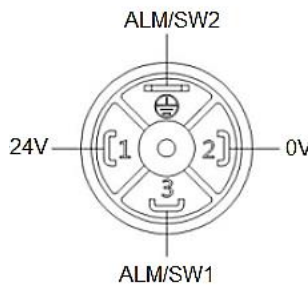
kPa, MPa, Pa, bar, mbar, psi, mH₂O, mmH₂O, Torr, atm, kg, g, mg N, kN, °C, °F, K, %RH, %VOL, PPM, %LEL, pH, m, cm, mm, inch, m/s, Ω, kΩ, mV,V

ELECTRICAL CONNECTIONS

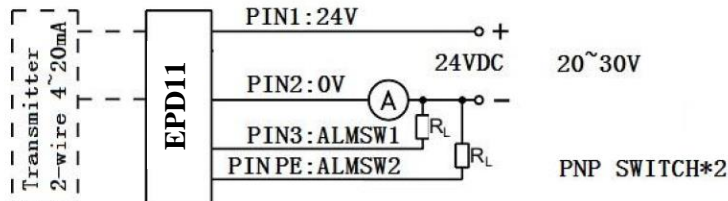
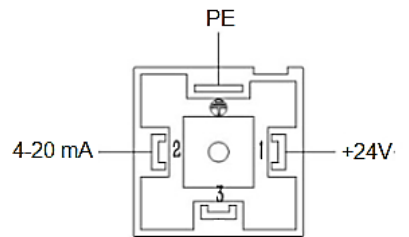
*S35 Connection

Pin Configurations		
DIN 43650 A S35 Connection	Power & Switch Connector	Transmitter Connector
PIN 1	+24VDC	+24VDC
PIN 2	0V	4-20 mA
PIN 3	ALM/SW1	-
PIN PE	ALM/SW2	PE

Power & Switch Connector



Transmitter Connector

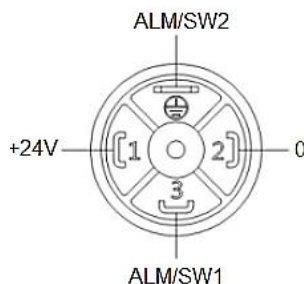


WARNING (!): The product must be connected to the sensor for operation. Otherwise the product will not work.

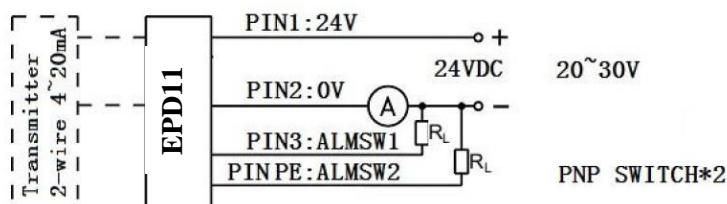
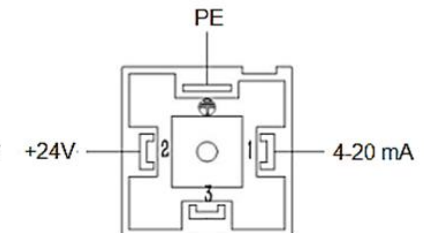
*S30 Connection

Pin Configurations		
DIN 43650 A S30 Connection	Power & Switch Connector	Transmitter Connector
PIN 1	+24VDC	4-20 mA
PIN 2	0V	+24VDC
PIN 3	ALM/SW1	-
PIN PE	ALM/SW2	PE

Power & Switch Connector



Transmitter Connector

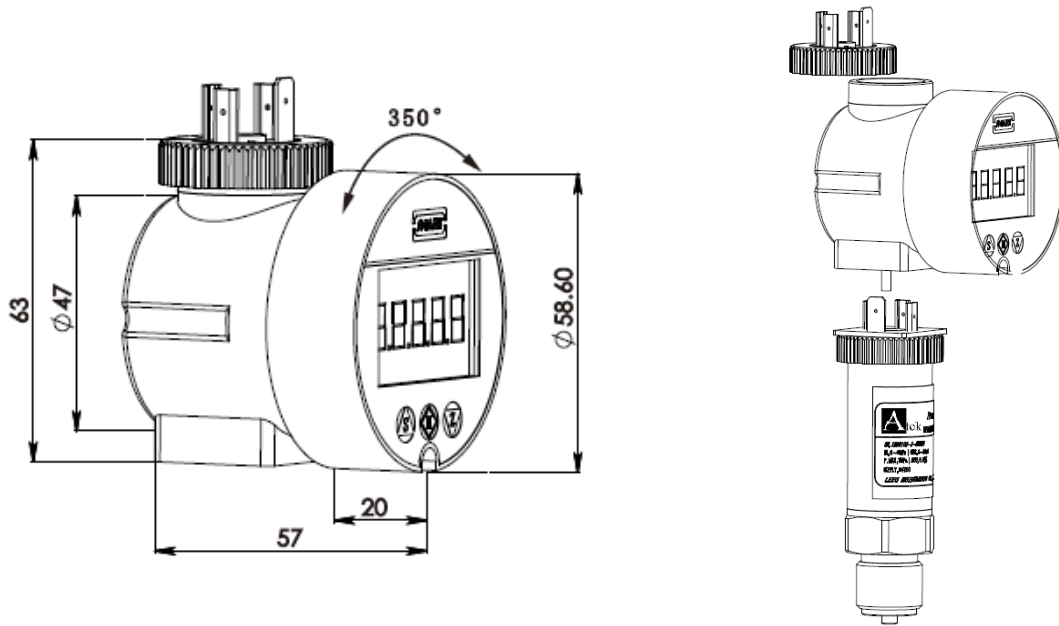


WARNING (!): The product must be connected to the sensor for operation. Otherwise the product will not work.

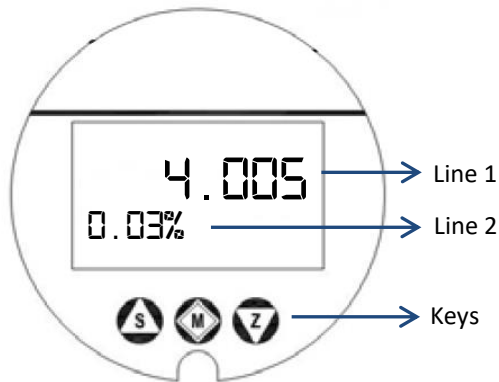
(* **S30 Connection:** Connection for Atek-BCT series and Trafag pressure sensors

S35 Connection: Connection for other products

MECHANICAL DIMENSIONS AND INSTALLATION



DISPLAY AND KEYS



KEY	Function
M	Parameter selection and setting key: It is used for switching parameters and saving the setting parameters
S	Cursor selection key: It is used to select digits when setting parameters.
Z	Value modification key: It is used to change the current data when setting the parameter.

Display	Function
Line 1	Main screen: It indicates the value which is taken from the input, in the selected unit of measurement
Line 2	Vice screen: It shows the percentage of the value taken from the input.

ORDER CODE

EPD	Code	Description
Type	11	Direct plug-in installation
Electrical connection with transmitter	D	DIN (DIN43650, female)
	H	M12x1 (4-pin) (M12*1, 5 pin, female)
	Y1	Customer demand
Electrical connection with system	D	DIN (DIN43650, male)
	H	M12x1 (4-pin) (M12*1, 5 pin, male)
	Y2	Customer demand
ON-OFF Alarm Function	N	None
	A	1 way on-off alarm output
	B	2 way on-off alarm output
	Y3	Customer demand (min order:100 pcs)
Housing Color	R	Red
	B	Black (option)
	Y4	Customer demand (min order:500 pcs)
Membrane Color	R	Red
	B	Black (option)
	Y5	Customer demand (min order:500 pcs)
Connection Type	S30	Pin 1 : 4-20 mA Pin 2 : +24 VDC Pin 3 : - Pin PE : PE For pressure sensors with suitable connection (Atek-BCT series and Trafag...)
	S35	Pin 1 : +24 VDC Pin 2 : 4-20 mA Pin 3 : - Pin PE : PE For pressure sensors with suitable connection (Atek-BT and BFT series ...)
Example: EPD11-DDBRR-S30		

فروشگاه کانون ابزار

تلفن : 021 66 39 39 00
 موبایل : 0912 147 3023
www.ali5.ir

Eskon Sensor Technologies



Tuzla KOSB Organize Sanayi Bolgesi Melek Aras Bulvari, No:67 34956 Tuzla-Istanbul / TURKEY



Tel: +90 216 399 44 04



Fax: +90 216 399 44 02



www.eskonsensor.com